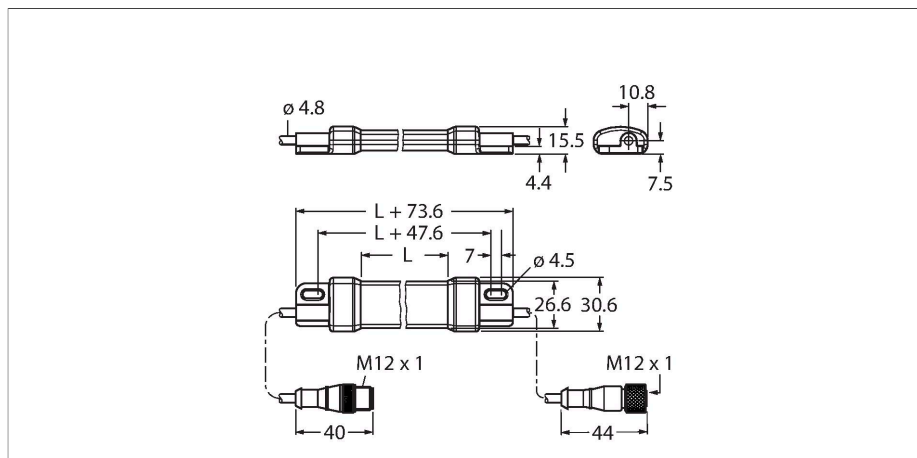


WLS15CWW1200DSQP

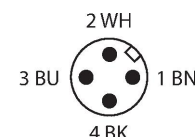
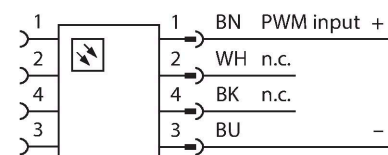
LED Linear Light – In the Plastic Housing



Features

- Protection class IP67
- Connection: M12 × 1 cable with male connector, PVC, 150 mm, 4-pin
- Length of the illuminated area L: 1126.4 mm
- Color: White
- Operating voltage: 10...15 VDC or 20...27 VDC
- Dimmable from 25 to 100 % with up to 1000 Hz over the input signal
- Cascadable

Wiring diagram



Functional principle

The energy-efficient LED work lights are ideally suited for industrial applications. Depending on the model, the luminous flux is 170 or 1400 lumen. The device is immediately operational upon application of power (10...15 or 20...27 VDC). The WLS15 series can thus be operated with either the 12 V usual in on-board electrical systems or the 24 V common in industrial applications. Cascadable variants are also available. Variants with a 2 m cable or a short cable with a M12 × 1 or Deutsch connector are available.

Application note:

Technical data

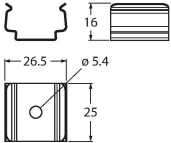
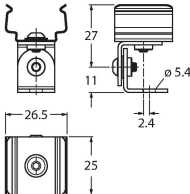
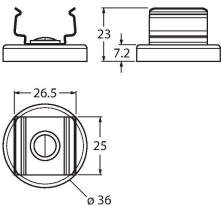
Type	WLS15CWW1200DSQP
ID	3802060
Signal and display data	
Purpose	LED work light
Function	Linear light
Light type	White
Color temperature	2700...+3100 K
Aperture angle degree	60 °
LED service life (L70)	50000 h
Dimmable	PWM
Features of color 1	White, Permanently on, 1360 lm
Electrical data	
Operating voltage U_B	10...27 VDC
DC rated operating current I_e	≤ 800 mA
Max. current consumption per color	1920 mA
Mechanical data	
Cascadable	Yes
Design	Smooth barrel, WLS15
Dimensions	1200 x 30.6 x 15.5 mm
Housing material	Plastic, PC PA, Anodized
Window material	Polycarbonate, diffuse
Electrical connection	Cable with connector, M12 × 1, 0.15 m, PVC
Number of cores	4
Ambient temperature	-40...+60 °C
Storage temperature	-40...+70 °C

Technical data


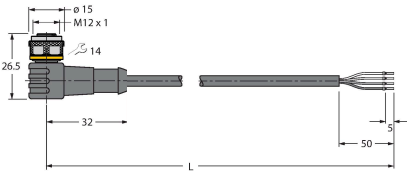
Protection class	IP66 IP67
Tests/approvals	
Approvals	CE, cULus, cURus

Cascading with a 12-V supply allows a total light length of 2.4 m. Cascading with a 24-V supply allows a total light length of 6.0 m.

Accessories

LMBWLS15	3802486	Mounting accessories, kit consisting of three retaining clips for wall mounting of WLS15 work lights	LMBWLS15-150S	3802214	Mounting accessories, kit consisting of two retaining clips with option of rotation by 150°, for wall mounting of WLS15 work lights, stainless steel
					
LMBWLS15MAG	3802238	Mounting accessories, kit consisting of two retaining clips with magnetic foot, for wall mounting of WLS15 work lights, retention force up to 16 lb	LMBWLS15TD	3802296	Mounting accessories, kit consisting of two strips of double-sided adhesive tape, for wall mounting of WLS15 work lights
					
LMBWLS15TF	3801144	Mounting accessories, kit consisting of two strips of double-sided foam urethane tape, for wall mounting of WLS15 work lights			

Accessories

Dimension drawing	Type	ID	
	RKC4.4T-2/TEL	6625013	Connection cable, M12 female connector, straight, 4-pin, cable length: 2 m, jacket material: PVC, black; cULus approval
	WKC4.4T-2/TEL	6625025	Connection cable, M12 female connector, angled, 4-pin, cable length: 2 m, jacket material: PVC, black; cULus approval